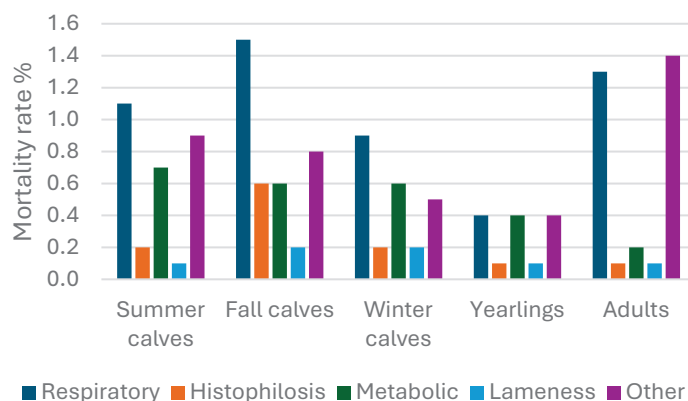


Alberta Feedlot Animal Health & Welfare Surveillance System – 2024 Mortality Rates

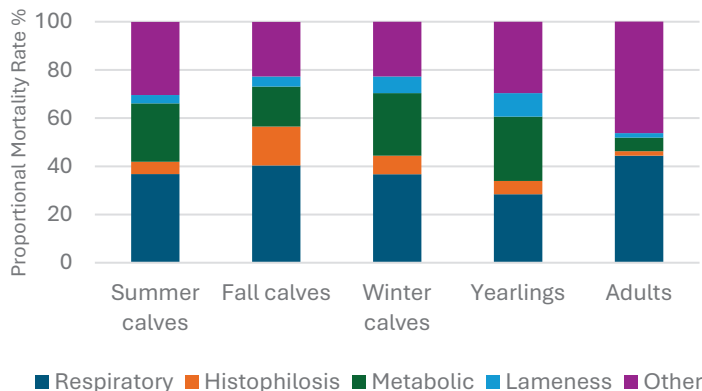
- Mortality data were collected from 164,399 head of cattle in 538 lots which closed in 2024 in 22 feedlots
- Necropsies were conducted on cattle that died within these lots. Diagnoses were made by feedlot veterinarians
- Respiratory mortality included fibrinous pneumonia, fibrinous bronchopneumonia, bronchopneumonia, broncho-interstitial pneumonia, pneumonia and arthritis, and viral interstitial pneumonia
- Histophilosis mortality included myocarditis, pericarditis, pleuritis with normal lung collapsed under thick fibrin, endocarditis with other signs of histophilosis such as myocarditis, septicemia the first 30-90 days on feed where multiple joints were infected with increased synovial fluid and fibrin, laryngitis with other signs of histophilosis, such as bronchopneumonia or myocarditis
- Metabolic mortality included feedlot atypical interstitial pneumonia (AIP), gas bloat, frothy bloat, grain overloads, caudal vena cava thrombosis, ruptured liver abscesses causing peritonitis, and endotoxemia caused by clostridial infection
- Lameness mortality included arthritis, foot rot, digital dermatitis (hairy heel warts), P3 or toe tip necrosis, founder/laminitis

- The crude mortality rate in all cattle was 2.5%
- The crude mortality rate in summer-placed calves (May-Aug) was 3.0%, in fall-placed calves (Sept-Dec) 3.7%, in winter-placed calves (Jan-Apr) 2.4%, in yearlings 1.5%, and in adult bulls/cows 3.0%
- Respiratory diseases accounted for 36.4% of total mortality, histophilosis for 10.3%, metabolic for 21.7%, lameness for 5.9%, and other causes for 25.7%
- If lots of cattle <1200 lbs at closeout were removed from the analysis, as some of these cattle did not go direct to slaughter, the crude mortality rate dropped to 2.4%, respiratory proportional mortality decreased by 1%, metabolic proportional mortality decreased by 1.5%, and other proportional mortality decreased by 0.7%

Mortality Rates by Disease Syndrome



Proportional Mortality Rates by Disease Syndrome



- The crude mortality rate in cattle with a high incoming BRD risk was 3.3%, with respiratory diseases accounting for 41% of total mortality, whereas in low BRD risk cattle, the crude mortality rate was 1.7%, with respiratory diseases accounting for 29% of total mortality
- Crude mortality rates by days on feed (DOF) were 1.9% if < 150 DOF, 1.8% if 151-240 DOF, and 3.8% if ≥ 240 DOF
- Crude mortality rates in beef cattle were 2.4%, in dairy cattle 2.7%, and in beef-dairy crosses 3.0%
- Crude mortality rates in auction market cattle were 2.6%, backgrounded cattle 2.1%, ranch-direct 1.7%, and mixed source lots 2.0%
- Crude mortality rates in steers were 2.7%, heifers 2.1%, bulls 2.9%, cows 3.1%, and mixed lots 5.3%

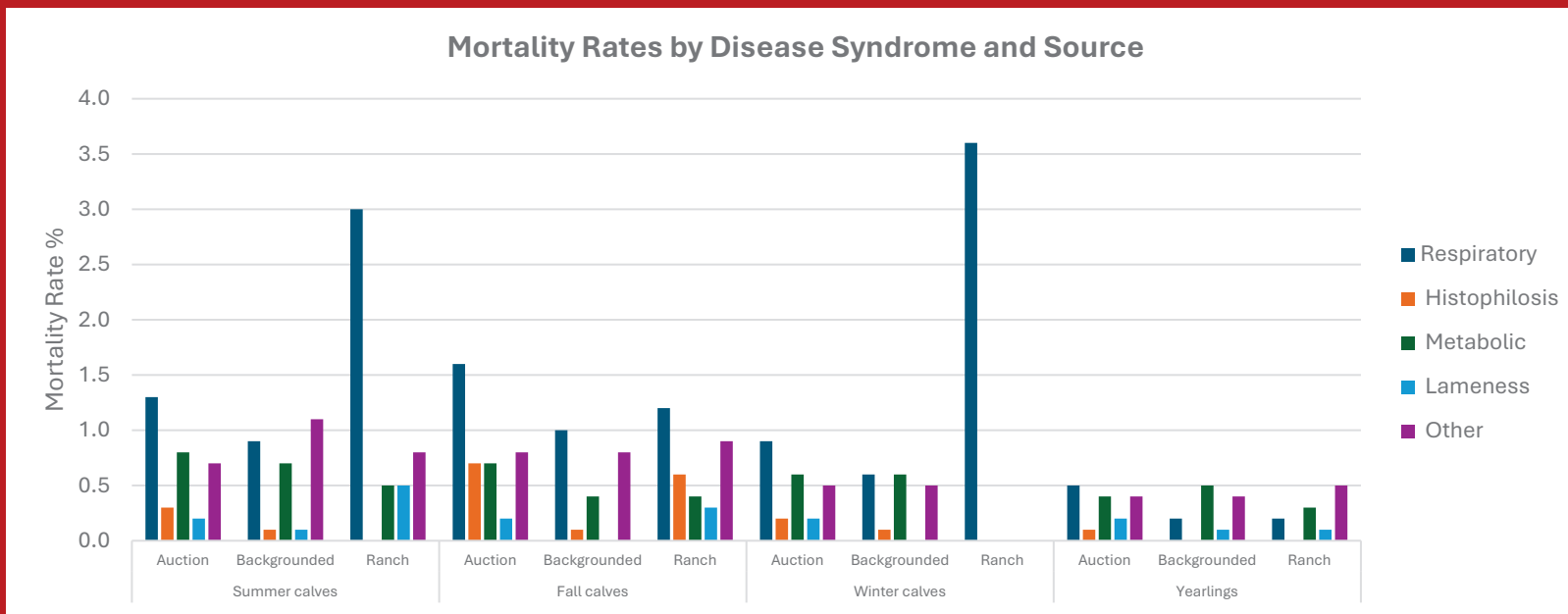



Alberta Feedlot Animal Health & Welfare Surveillance System – 2024 Mortality Rates

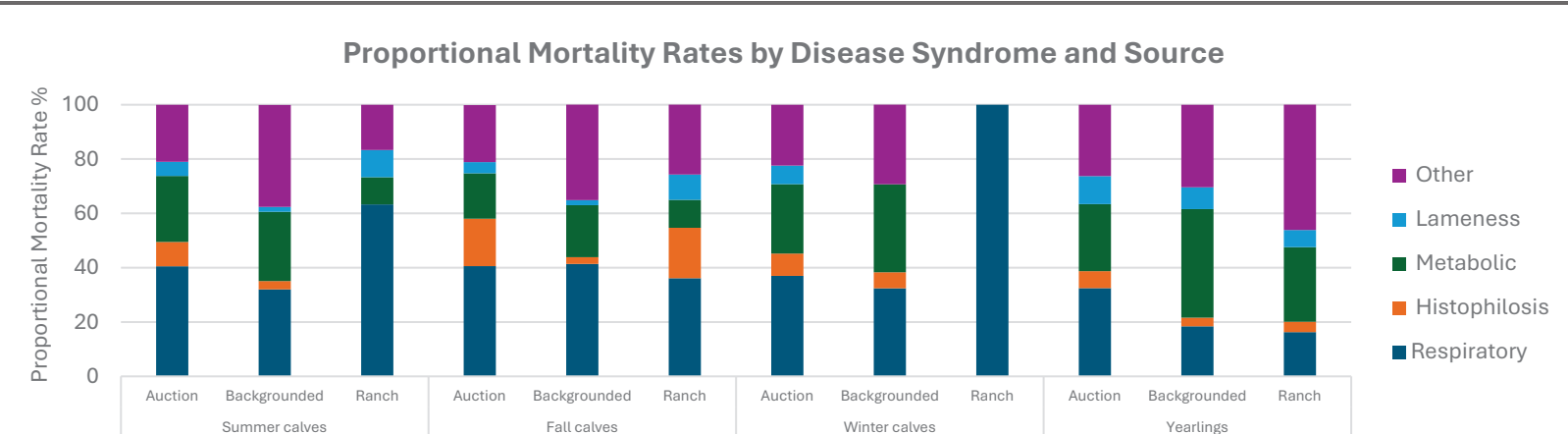
DOF	Respiratory	Histophilosis	Metabolic	Lameness	Other
≤ 150	0.7%	0.1%	0.3%	0.1%	0.6%
151-240	0.6%	0.2%	0.4%	0.1%	0.4%
≥ 240	1.4%	0.4%	0.8%	0.2%	1.0%

Breed	Respiratory	Histophilosis	Metabolic	Lameness	Other
Beef	0.9%	0.3%	0.5%	0.2%	0.6%
Dairy	0.9%	0.1%	0.7%	0.1%	1.0%
Beef-Dairy Cross	1.4%	0.2%	0.6%	0.1%	0.7%

Breed	Respiratory	Histophilosis	Metabolic	Lameness	Other
Steers	1.0%	0.3%	0.6%	0.2%	0.7%
Heifers	0.8%	0.2%	0.5%	0.1%	0.5%
Bulls	1.1%	0.4%	0.7%	0%	0.7%
Cows	1.3%	0.1%	0.2%	0.1%	1.5%

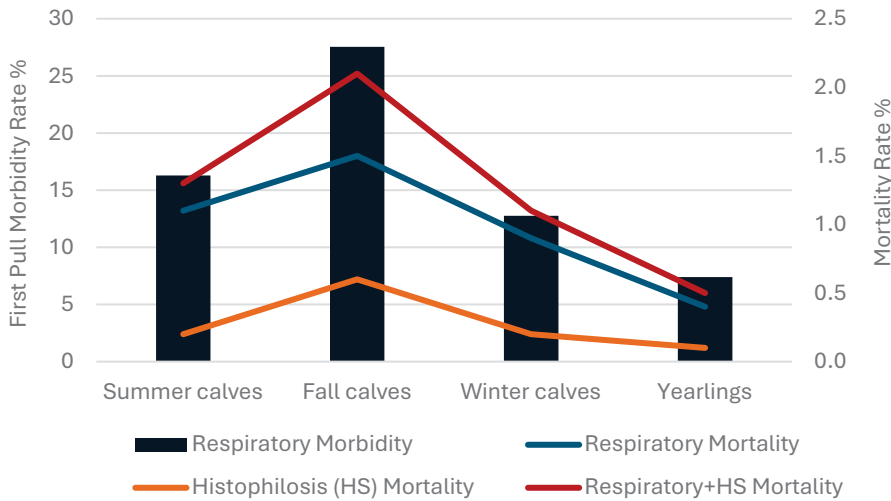


Some mortality rates above are high and caution should be used in overinterpreting these findings due to a small number of cattle e.g., only 28 ranch-direct winter placed calves

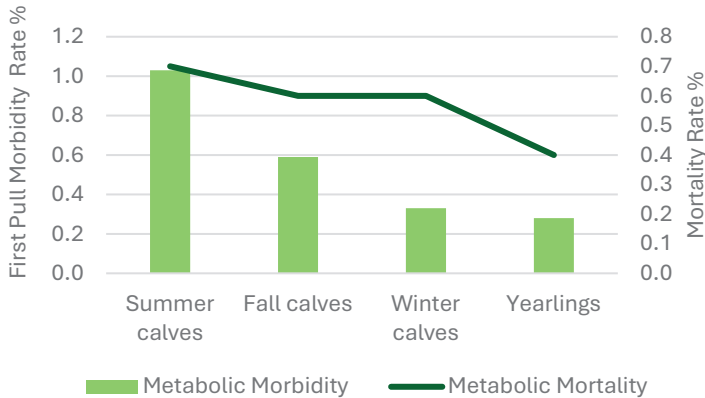


Alberta Feedlot Animal Health & Welfare Surveillance System – 2024 Mortality Rates

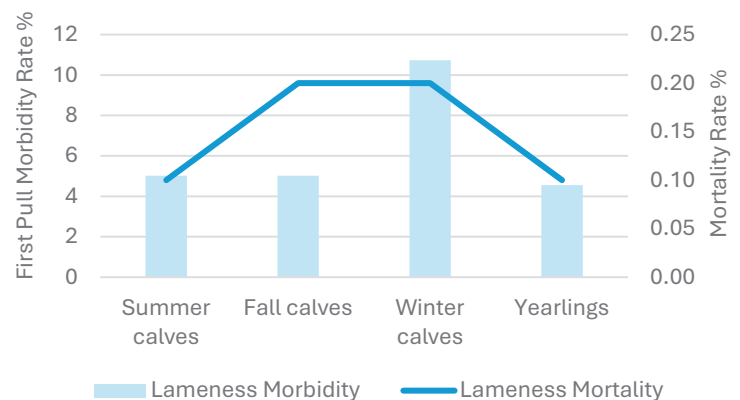
Respiratory First Pull Morbidity Rates and Respiratory and Histophilosis Mortality Rates



Metabolic First Pull Morbidity Rates and Metabolic Mortality Rates



Lameness First Pull Morbidity Rates and Lameness Mortality Rates



We encourage feedlot producers to work closely with their feedlot herd health veterinarians, using objective feedlot data to make informed management decisions to improve animal health and welfare!

LEARN MORE ABOUT THE ALBERTA FEEDLOT ANIMAL HEALTH & WELFARE SURVEILLANCE SYSTEM ON OUR WEBSITE
<https://cfaasp.ca/alberta-feedlot-health-and-welfare-surveillance-system>

**SCAN CODE OR CLICK ON
LINK TO VISIT US:**

**CANADIAN FEEDLOT ANTIMICROBIAL USE AND ANTIMICROBIAL
RESISTANCE SURVEILLANCE PROGRAM (CFAASP)**



- Funded by the governments of Canada and Alberta under the Sustainable Canadian Agricultural Partnership, Alberta Cattle Feeder's Association, Boehringer Ingelheim, Elanco Animal Health, CEVA, Merck Animal Health, Vetoquinol, and Zoetis
- In-kind support provided by Alberta feedlot veterinary practices, Canadian Integrated Program for Antimicrobial Resistance Surveillance (CIPARS), Canadian Animal Health Surveillance Network (CAHSS), Canadian Cow-Calf Health & Productivity Network (C3H PEN), Saskatchewan Agriculture, University of Calgary Veterinary Medicine, Western College of Veterinary Medicine